


Power starts dreams



# SCR Air Compressor Range



**SHANGHAI SCREW COMPRESSOR CO.,LTD.**

A: No.1555.Tingfeng Rd.North Jinshan Industrial Zone,Shanghai.P.R.China

T: +86-21-57380000 F: +86-21-57382222

[Http://www.screw.sh.cn](http://www.screw.sh.cn)

SCR2020.02

**SHANGHAI SCREW COMPRESSOR CO.,LTD.**

# CONTENTS

1-2	INTRODUCTION
3-4	CERTIFICATE
5-16	ENERGY SAVING SERIES
17-20	OIL FREE SERIES
21-26	OIL INJECTED SERIES
27-32	AIR EXPERT



## SCR Leading the way in air compressor technology


Shanghai Screw Compressor Co., Ltd(SCR) is a company registered in 2000, focus on research and development, production, sales and service of screw air compressors and downstream equipment, SCR has more than 80,000 square meter modern factory and own more than 250 employees, more than 10% of them are professional engineers in this field. After so many years development, SCR already get ISO9001 certificate, CE Certificate for European Market, UL & ASME certificate for United State market and Class0 certificate from TUV for our oil free screw compressors.

Our products are designed for 7\*24Hours running and suitable for high temp., high dusty environment, widely used in all kinds of industry, Our products range include oil-free series compressor, energy-saving series screw compressor, standard series screw compressor, and we have exported to more than 55countries around the world and establish the global sales and service network in main countries around the world together with our partners.

Through Joint Venture cooperation with Japan Anest Iwata, SCR introduce in the precise management and worldclass quality management system, which will bring our partners long-term benefit strategic cooperation.



# World Class Air Compressor Manufacturing Certification



UL Certificate



ISO Certificate



CLASS 0 Certification



ROHS Certificate



CE Certificate



PM2 CE Certificate



Energy Saving Certificate



Energy Saving Certificate

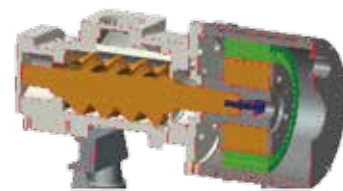
# SCR COMPRESSOR

## PM Series



### High Efficiency Airend

The asymmetrical rotor profile allows for a broader sealing band between rotors compared to the conventional narrow line style seal in most other airends. This increases airend efficiency by 5%-10%. The use of large diameter rotors allow for higher efficiencies even at low rotational speeds providing tangible benefits such as reduced noise and extended longevity. Oversized dual, back to back taper roller bearings effectively retain the rotor position during all load, unload and starting conditions.



### Special Designed Dual Housing Oil Cooling IP65 PM Motor

Our Permanent Magnet motor adopts a dual housing design which utilizes the compressors oil circuit to cool motor. This helps prevent any demagnetisation of the PM motor keeping it cool throughout the speed range. The PM motor efficiency is higher than IE3 premium efficiency motors. The motor uses high performance magnetic materials giving many advantages such as bearing free operation, grease free maintenance, direct 1:1 coupling without transmission losses, low noise and low vibration leading to a compact footprint. The motor has a visible cover at the back allowing you to easily view motor rotation.



### Latest Inverter Technology

SCR take use of latest vector control technology which allow more precise control for compressor. Time proof high reliability Inverter.

## Technical Specification

Model	KW	HP	Capacity(m3/min)	Pressure (BAR)	Dimension (mm)	Weight (KG)	Size
SCR30PM - 7	22	30	1.06 - 3.7	7	1200*800*1100	450	Rc 1
SCR30PM - 8			1.04 - 3.6	8			
SCR30PM - 10			0.8 - 3.2	10			
SCR40PM - 7	30	40	1.3 - 5.2	7	1200*800*1100	480	Rc 1
SCR40PM - 8			1.25 - 5.0	8			
SCR40PM - 10			1.1 - 4.2	10			
SCR50PM - 7	37	50	1.6 - 6.4	7	1300*900*1270	610	R 1 1/2
SCR50PM - 8			1.6 - 6.3	8			
SCR50PM - 10			1.4 - 5.6	10			
SCR60PM - 7	45	60	1.83 - 7.3	7	1300*950*1370	650	R 1 1/2
SCR60PM - 8			1.8 - 7.2	8			
SCR60PM - 10			1.8 - 7.1	10			
SCR75PM - 7	55	75	2.7 - 10.2	7	1800*1200*1550	1230	Rc 2
SCR75PM - 8			2.5 - 10.1	8			
SCR75PM - 10			2.1 - 8.4	10			
SCR100PM - 7	75	100	3.5 - 13.3	7	1800*1200*1550	1280	Rc 2
SCR100PM - 8			3.2 - 12.9	8			
SCR100PM - 10			2.9 - 11.8	10			

#### Note:

- > The capacity is measured as GB3853 standard.(equivalent to ISO1217 Annex C)
- > Standard voltage is 380V/50HZ/3P, other voltage is available.
- > Alpine/high altitude, high temperature, high humidity, high dust loads or other adverse working conditions will require specialized custom designs. These are available on special request.
- > We reserve the right to make changes and improvements to the design and appearance. Specifications may change without prior notice.

# SCR COMPRESSOR

## PM Series



### Low energy package power

Featuring the latest oil cooled IP65 permanent motor with increased efficiency over an IE4 motor. The motor has a high operating temperature of 180 degrees to ensure any motor demagnetisation does not occur. The PM machine has a wide operating band, making it one of the most efficient machines on the market.

### Ultra-quiet

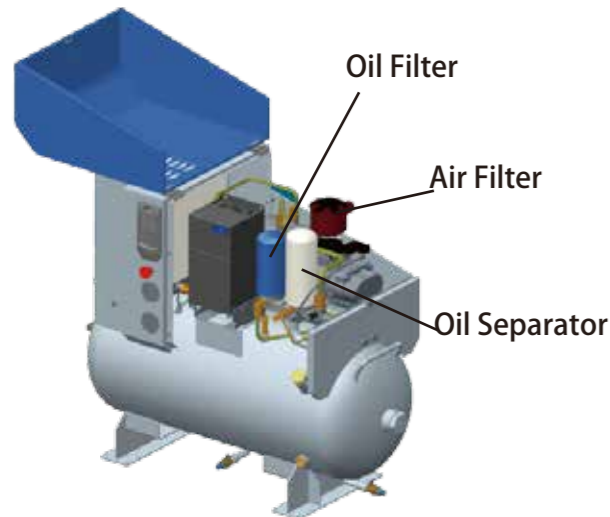
The oil cooled PM range of machines have a low operating noise of 68dB(A)

### Constant pressure

Vent to achieve constant pressure state, reflect the true sense of energy-saving

### Easy to maintain

A simple flip top design means that all components are easily accessible for maintenance. The compressor is also available with optional locking wheels making the whole design convenient to use. Technical specification



## Technical Specification

Model	KW	HP	Capacity(m3/min)	Pressure (BAR)	Dimension (mm)	Weight (KG)	Size
SCR10PM2 - 7	7.5	10	0.46 - 1.15	7	1236*550*1040	280	RC 1/2
SCR10PM2- 8			0.41 - 1.1	8			
SCR10PM2-10			0.48 - 0.95	10			
SCR15PM2- 7	11	15	0.72 - 1.75	7	1245*605*1135	320	RC 3/4
SCR15PM2 - 8			0.69 - 1.7	8			
SCR15PM2-10			0.75 - 1.5	10			
SCR20PM2 - 7	15	20	0.96 - 2.4	7	1245*605*1135	340	RC 3/4
SCR20PM2 - 8			0.92 - 2.3	8			
SCR20PM2-10			1.0 - 2.0	10			

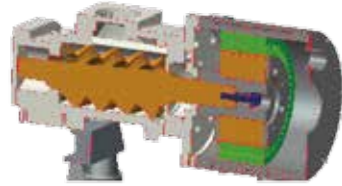
#### Note:

- > The capacity is measured as GB3853 standard.(equivalent to ISO1217 Annex C)
- > Standard voltage is 380V/50HZ/3P, other voltage is available.
- > Alpine/high altitude, high temperature, high humidity, high dust loads or other adverse working conditions will require specialized custom designs. These are available on special request.
- > We reserve the right to make changes and improvements to the design and appearance. Specifications may change without prior notice.



# SCR COMPRESSOR

## EPM Series



### Unique designed dual layer oil cooled PM motor

The PM motor has a cooling jacket and uses the compressors oil cooling circuit to keep the motor cool even at prolonged periods of low speed operation. The IP65 motor is ideal for dusty or poor environments. The PM motors do not use traditional bearings making the motor maintenance free.



### High Efficiency Air end

The asymmetrical rotor profile allows for a broader sealing band between rotors compared to the conventional narrow line style seal in most other air ends. This increases efficiency by 5%–10%.

The use of large diameter rotors allow for high efficiencies even at low rotational speeds providing tangible benefits such as low noise and extended longevity.

### Latest touchscreen PLC

SCR's latest touchscreen interface allows simple intelligent control for your compressor. Pressure and scheduling times can be easily programmed allowing you to automatically start and stop the compressor to match production times. Remote operation and real time monitoring are built



### Latest Inverter Technology

SCR take use of latest vector control technology, which allow more precise control for compressor. Time proof high reliability Inverter.



## Technical Specification

Model	KW	HP	Capacity(m3/min)	Pressure (BAR)	Dimension (mm)	Weight (KG)	Size
SCR25EPM - 7	18.5	25	1.3 - 3.7	7	1200*800*1100	480	R 1
SCR25EPM - 8			1.1 - 3.5	8			
SCR25EPM - 10			1.0 - 2.9	10			
SCR30EPM - 7	22	30	1.5 - 4.1	7	1200*800*1100	560	R 1
SCR30EPM - 8			1.4 - 4.0	8			
SCR30EPM - 10			1.1 - 3.5	10			
SCR40EPM - 7	30	40	2.1 - 6.2	7	1300*1000*1370	830	R 1 1/2
SCR40EPM - 8			1.8 - 6.1	8			
SCR40EPM - 10			1.5 - 5.2	10			
SCR50EPM - 7	37	50	2.3 - 7.3	7	1300*1000*1370	850	R 1 1/2
SCR50EPM - 8			2.2 - 7.2	8			
SCR50EPM - 10			2.0 - 6.3	10			
SCR60EPM - 7	45	60	3.0 - 9.4	7	1300*1030*1520	890	R 1 1/2
SCR60EPM - 8			2.9 - 9.3	8			
SCR60EPM - 10			2.6 - 8.0	10			
SCR75EPM - 7	55	75	3.8 - 11.3	7	2300*1350*1500	1450	RC2
SCR75EPM - 8			3.5 - 11.0	8			
SCR75EPM - 10			3.0 - 10.0	10			
SCR90EPM - 7	63	90	4.1 - 12.7	7	2300*1350*1500	1500	RC2
SCR90EPM - 8			3.9 - 12.5	8			
SCR90EPM - 10			3.5 - 11.0	10			
SCR100EPM - 7	75	100	4.9 - 16.3	7	2900*1620*1692	2800	DN65
SCR100EPM - 8			4.8 - 16.0	8			
SCR100EPM - 10			4.1 - 13.7	10			
SCR125EPM - 7	90	125	6.2 - 20.6	7	2900*1620*1692	2900	DN65
SCR125EPM - 8			5.9 - 19.6	8			
SCR125EPM - 10			4.9 - 17.1	10			
SCR150EPM - 7	110	150	7.6 - 24.0	7	2800*1750*1692	3250	DN65
SCR150EPM - 8			7.2 - 23.0	8			
SCR150EPM - 10			6.3 - 20.0	10			

#### Note:

- > The capacity is measured as GB3853 standard.(equivalent to ISO1217 Annex C)
- > Standard voltage is 380V/50HZ/3P, other voltage is available.
- > Alpine/high altitude, high temperature, high humidity, high dust loads or other adverse working conditions will require specialized custom designs. These are available on special request.
- > We reserve the right to make changes and improvements to the design and appearance. Specifications may change without prior notice.
- > SCR75EPM-150EPM is air cooling PM motor.

# SCR COMPRESSOR

## H Series



### High Efficiency Airend

Our new patented two stage airend goes through twenty finishing procedures to ensure accuracy and high reliability. The airend features optimised bearings, leading to a lifespan of 150,000 hours. The two stage design leads to enhanced efficiency and higher outputs when compared to single compression airends. The two stage airend leads to lower noise, lower vibration and increased efficiency.



### High quality German centrifugal fans

The latest range of centrifugal fans from Rosenberg are used giving high output flows and stable air pressures ensuring adequate compressor cooling.



### High quality and Highly efficient motors

High efficiency TEFC motor are used with a class B temperature rise. SKF bearings are used as standard ensuring continuous long term reliability.



## Technical Specification

Model	KW	HP	Capacity(m3/min)	Pressure (BAR)	Dimension (mm)	Weight (KG)	Size
SCR125H - 7	90	125	21	7	2800*1750*1700	3200	DN65
SCR125H - 8			19.4	8			
SCR125H - 10			17.5	10			
SCR125H - 12.5			14	12.5			
SCR150H - 7	110	150	25	7	2800*1750*1700	3500	DN65
SCR150H - 8			23.6	8			
SCR150H - 10			20	10			
SCR150H - 12.5			17	12.5			
SCR180H - 7	132	180	30	7	3400*2100*2000	4700	DN80
SCR180H - 8			29.5	8			
SCR180H - 10			24	10			
SCR180H - 12.5			20	12.5			
SCR220H - 7	160	220	35	7	3400*2100*2000	4900	DN80
SCR220H - 8			34.5	8			
SCR220H - 10			29	10			
SCR220H - 12.5			24	12.5			
SCR250H - 7	185	250	40	7	3400*2200*2100	5800	DN100
SCR250H - 8			39.5	8			
SCR250H - 10			34	10			
SCR250H - 12.5			30	12.5			
SCR270H - 7	200	270	44	7	3400*2200*2100	6000	DN100
SCR270H - 8			43	8			
SCR270H - 10			39	10			
SCR270H - 12.5			33	12.5			
SCR300H - 7	220	300	48	7	3400*2200*2100	6600	DN100
SCR300H - 8			47	8			
SCR300H - 10			42	10			
SCR300H - 12.5			38	12.5			
SCR340H - 7	250	340	55	7	4000*2150*2300	7000	DN100
SCR340H - 8			54	8			
SCR340H - 10			46	10			
SCR340H - 12.5			41	12.5			
SCR375H - 7	280	375	62	7	4000*2150*2300	7400	DN125
SCR375H - 8			61	8			
SCR375H - 10			53	10			
SCR375H - 12.5			46	12.5			
SCR400H - 7	315	400	68	7	4000*2150*2300	7900	DN125
SCR400H - 8			67	8			
SCR400H - 10			61	10			
SCR400H - 12.5			51	12.5			

### Remarek:

- > Capacity is measured under rated pressure, following ISO1217 C Annex.
- > Alpine/high altitude, high temperature, high humidity, high dust loads or other adverse working conditions will require specialised custom designs. These are available on special request.
- > VSD and water cooling are available for all models.
- > We reserve the right to make changes and improvements to the design and appearance. Specifications may change without prior notice



# SCR COMPRESSOR

## DV Series

### HIGH EFFICIENCY AIREND



The SCR asymmetric rotor profile allows for a broader sealing band between rotors compared to the conventional narrow line style seal in most other air ends and increases efficiency by between 5 - 10%.

The use of large rotor diameters allow for high efficiency at low rotational speeds and provide tangible benefits of extended longevity and low noise.

Oversized dual, back-to-back taper roller bearings effectively retain the rotor position during all load, unload and starting conditions.

Triple lip shaft sealing, combined with an oil recovery system is employed to achieve a leak free design that is immune to dust ingress and oil or air loss.



### Variable Frequency Motor

Special insulation with high grade copper winding allow the motor to respond efficiently to a wide frequency range whilst maintaining optimal torque across the entire speed controlled band. Innovative designs used in the stator and rotor reduce heat and specially designed cooling fans prevent temperature build-up even under low speed conditions.

Models with a 30% to 100% operating range come equipped with a force ventilated motor as standard, ensuring the main motor stays cool throughout the speed range.

### VECTOR CONTROL TECHNOLOGY

Our SCR variable frequency drives feature Vector control, also called field-oriented control (FOC), a superior technology to earlier Scalar variable speed drives, which used feedback information from the motor to calculate the exact required vector of voltage and frequency to attain the most efficient sequential condition. In simple terms, Vector Control technology tells the motor what to do, then checks to see if it did it correctly, and then changes the command to correct any resulting error. This sophisticated system ensures optimal efficiency and torque over an ever-changing wide speed range.



## Technical Specification

Model	KW	HP	Capacity(m3/min)	Pressure (BAR)	Dimension (mm)	Weight (KG)	Size
SCR30DV - 7	22	30	3.7	7	1380*850*1160	610	Rc 1
SCR30DV - 8			3.6	8			
SCR30DV-10			3.5	10			
SCR40DV - 7	30	40	5.2	7	1600*1000*1360	840	Rc 1 1/2
SCR40DV - 8			5	8			
SCR50DV - 7	37	50	6.2	7	1600*1000*1360	860	Rc 1 1/2
SCR50DV - 8			6.1	8			
SCR50DV-10			5.6	10			
SCR60DV - 7	45	60	7.3	7	1850*1000*1360	950	Rc 1 1/2
SCR60DV - 8			7.2	8			
SCR60DV - 10			6.8	10			
SCR75DV - 7	55	75	10.2	7	2200*1360*1755	1720	Rc 2
SCR75DV - 8			9.9	8			
SCR75DV-10			8.5	10			
SCR100DV - 7	75	100	13.3	7	2200*1360*1755	1900	Rc 2
SCR100DV - 8			13.0	8			
SCR100DV - 10			11.8	10			
SCR100DV - 12.5			9.7	12.5			
SCR125V - 7	90	125	16.5	7	2900*1620*1692	2850	DN65
SCR125V - 8			16	8			
SCR125V - 10			14.5	10			
SCR125V - 12.5			12.8	12.5			
SCR150V - 7	110	150	20.3	7	2900*1620*1692	2900	DN65
SCR150V - 8			20	8			
SCR150V - 10			17.5	10			
SCR150V - 12.5			15.6	12.5			
SCR180V - 7	132	180	24.5	7	2700*1750*1850	3600	DN65
SCR180V - 8			24	8			
SCR180V - 10			21	10			
SCR180V-12.5			18	12.5			
SCR220V - 7	160	220	29	7	2700*1750*1850	3700	DN65
SCR220V - 8			28.3	8			
SCR220V - 10			24	10			
SCR220V - 12.5			21.5	12.5			
SCR250V - 7	185	250	32.5	7	2700*1820*1850	3800	DN80
SCR250V - 8			31.6	8			
SCR250V - 10			28.3	10			
SCR250V - 12.5			24.5	12.5			
SCR270V - 7	200	270	35.1	7	2700*1820*1850	3800	DN80
SCR270V - 8			34.5	8			
SCR270V - 10			30.8	10			
SCR270V - 12.5			27.8	12.5			

Note: Alpine/high altitude, high temperature, high humidity, high dust loads or other adverse working conditions will require specialised custom designs. These are available on special request.  
We reserve the right to make changes and improvements to the design and appearance.  
Specifications may change without prior notice.

## Low Pressure Screw Compressor Range

# SCR COMPRESSOR

## LBPM Series



### Specially designed PM motor

The PM motor efficiency is even higher than IE3 premium efficiency motors. The motor uses high performance magnetic materials giving many advantages such as bearing free operation, grease free maintenance, direct 1:1 coupling without transmission losses, low noise and low vibration leading to a compact structure.

### Enhanced Energy Savings

When demand is low the PM low pressure compressor firstly reduces the speed to maintain the correct flow demand. If the air demand stops the compressor enters standby mode, saving further energy. The compressor automatically restarts and runs when the pressure drops below its setpoint.



### The latest generation intelligent touchscreen controller

SCR's latest touchscreen interface allows simple intelligent control for your compressor. Pressure and scheduling times can be easily programmed allowing you to automatically start and stop the compressor to match production times. Remote operation and real time monitoring are built in the controller as standard.

### Specially designed oil pipe system

The oil system has been specially designed to reduce maintenance downtime and extend the periods between maintenance visits.



## Technical Specification

Model	KW	Capacity (m3/min)	Pressure (BAR)	Dimension (mm)	Weight (KG)	Size
SCR420LB	37	12	1.5-3	2400*1760*1700	2400	DN80
	45		4			
			5			
SCR530LB	45	15	1.5-3	2400*1760*1700	2600	DN80
	55		4			
	55		5			
SCR830LB	63	21.5	1.5-3	2900*1860*1900	2900	DN100
	75		4			
	90		5			
SCR950LB	90	28.8	1.5-3	2900*1860*1900	3100	DN100
	110		4			
	110		5			
SCR1500LB	132	47.4	1.5-3	3300*2200*2100	5300	DN150
	160		4			
	185		5			
SCR420LBPM	37	3.6 - 12.0	1.5-3	2400*1760*1700	2500	DN80
	45		4			
	45		5			
SCR530LBPM	45	4.5 - 15.0	3	2400*1760*1700	2700	DN80
	55		4			
	55		5			
SCR830LBPM	63	6.5 - 21.5	3	2900*1860*1900	3100	DN100
	75		4			
	90		5			
SCR950LBPM	90	8.6 - 28.8	1.5-3	2900*1860*1900	3300	DN100
	110		4			
	110		5			
SCR1300LBPM	110	10.8 - 33.0	1.5-3	3300*2200*2100	4800	DN150
	110		4			
	132		5			
SCR1500LBPM	132	14.2 - 47.4	1.5-3	3300*2200*2100	5500	DN150
	160		4			
	185		5			

#### Note:

- > The capacity is measured as GB3853 standard (equivalent to ISO1217 Annex C)
- > Standard voltage is 380V/50HZ/3P, other voltage is available.
- > Alpine/high altitude, high temperature, high humidity, high dust loads or other adverse working conditions will require specialized custom designs. These are available on special request.
- > We reserve the right to make changes and improvements to the design and appearance. Specifications may change without prior notice.

# SCR COMPRESSOR

## ▶ XA Series



### Japan Original Oil free airend

A high quality 74 Degree taper connection is used making a more reliable seal reducing the risk of air leakage. SCR's oil free scroll machine provides 100% oil free air and makes use of fully stainless steel pipework eliminating any possible contamination.

### High Efficiency oil free scroll airend

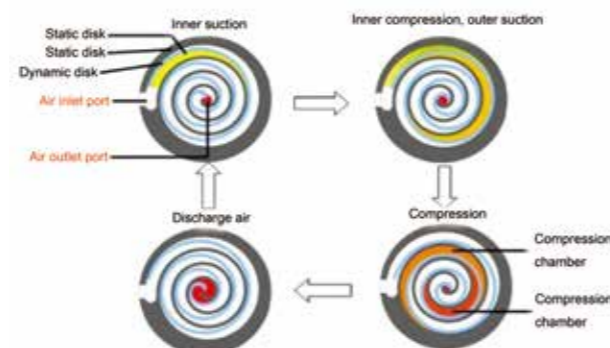
SCR use a world-renowned scroll airend in the XA range for enhanced reliability. The compression chamber and lubricant system is 100% separated meaning there is no risk of oil contaminated air.



Pic 1 Airend Structure

### High Reliability

The XA range use low noise, high pressure centrifugal fans which provides excellent air flow. The oversized cooler has spare capacity of between 20%-30% making the air outlet temperature only +10-15 degrees above the ambient temperature. This reduces the burden of downstream equipment.



Pic 2 Work principal



## Technical Specification

Model	SCR5XA - 8 / 10	SCR10XA - 8 / 10	SCR15XA - 8 / 10	SCR20XA - 8 / 10	SCR30XA - 8 / 10	SCR40XA - 8 / 10
Capacity(m <sup>3</sup> /min)	0.4 / 0.3	0.8 / 0.7	1.2 / 1.0	1.6 / 1.4	2.6 / 2.1	3.5 / 2.8
KW	3.7	3.7x2	3.7x3	3.7x4	3.7x6	3.7x8
HP	5	10	15	20	30	40
Driven Method	Belt Driven					
Outlet Temp(°C)	Ambient Temp+15					
Stainless Steel Air Receiver Capacity(L)	50	230	No	No	No	No
Power Supply(V)	380	380	380	380	380	380
Dimension(mm)	1100×650×980	1200×650×1600	1350×1200×800	800×1200×1800	1200×1400×1500	1200×1400×1800
Weight(kg)	230	320	450	650	900	1300
Outlet Size	Rc3/4	Rc1	Rc1	Rc1	Rc1	Rc1

Remarek:

- > Capacity is measured under rated pressure, following ISO1217 C Annex.
- > Alpine/high altitude, high temperature, high humidity, high dust loads or other adverse working conditions will require specialised custom designs. These are available on special request.
- > We reserve the right to make changes and improvements to the design and appearance. Specifications may change without prior notice.



# SCR COMPRESSOR

## G Series



### German original GHH oil-free airend

#### Leading Technology


The durability of GHH Rand's two stage compression airend uses high performance rotors and durable bearings to ensure reliability. Stainless steel seals and the unique design of the labyrinth seals mean that this unique design is time tested, reliable and efficient.

#### Dry Oil Free Technology

Since the launch of the GHH oil free airend thousands have been produced and are in use worldwide. Typically oil free air is used in processes such as pharmaceutical, food and beverage, and electronic industries where high quality air is required.

#### Stainless Steel Rotors

GHH Rand pioneered the use of stainless steel rotors to ensure longevity and reliability.



#### Oil Free Airend – UltraCoat™ Super Coating

The surfaces of the oil free airend are coated with UltraCoat, a special coating which improves efficiency and extends the life of the stainless steel rotors. The strong coating adhesion and high temperature resistance ensures that there is no reduction in performance with age.



## Technical Specification

Model	KW	HP	Capacity(m3/min)	Pressure (BAR)	Dimension (mm)	Weight (KG)	Size
SCR50GV - 7	37	50	6.3	7	2380*1250*1980	2500	DN50
SCR50GV - 8			5.5	8			
SCR50GV - 10			4.6	10			
SCR60GV - 7	45	60	7.6	7	2380*1580*1880	2700	DN50
SCR60GV - 8			6.6	8			
SCR60GV - 10			5.4	10			
SCR75G - 7	55	75	9.6	7	2380*1580*1880	2750	DN50
SCR75G - 8			8.8	8			
SCR75G-10			7.7	10			
SCR100G - 7	75	100	12.2	7	2380*1580*1880	2800	DN50
SCR100G - 8			12	8			
SCR100G - 10			10.7	10			
SCR125WG - 7	90	125	16	7	2880*1880*1880	3400	DN65
SCR125WG - 8			13.6	8			
SCR125WG - 10			13	10			
SCR150WG - 7	110	150	19.5	7	2880*1880*1880	3500	DN65
SCR150WG - 8			18.2	8			
SCR150WG - 10			15.2	10			
SCR180WG - 7	132	180	23	7	2880*1880*1880	3600	DN65
SCR180WG - 8			22	8			
SCR180WG - 10			19.5	10			
SCR220WG - 7	160	220	25.8	7	2880*1880*1880	3650	DN65
SCR220WG - 8			25.5	8			
SCR220WG - 10			22	10			
SCR300WG - 7	220	300	39	7	3350*2280*2080	5000	DN100
SCR300WG - 8			36	8			
SCR300WG - 10			32	10			
SCR340WG - 7	250	340	45	7	3350*2280*2080	5200	DN100
SCR340WG - 8			43	8			
SCR340WG - 10			38	10			
SCR375WG - 7	280	375	48.5	7	3350*2280*2080	5500	DN100
SCR375WG - 8			48	8			
SCR375WG - 10			41	10			

#### Remark:

- > SCR50GV/60GV is only available for VSD and Air Cooling
- > SCR300WG~SCR375WG is only available for water Cooling
- > The capacity is measured as GB3853 standard(equivalent to ISO1217 Annex C)
- > Standard voltage is 380V/50HZ/3P, other voltage is available.
- > Alpine/high altitude, high temperature, high humidity, high dust loads or other adverse working conditions will require specialized custom designs. These are available on special request.
- > We reserve the right to make changes and improvements to the design and appearance. Specifications may change without prior notice.

# SCR COMPRESSOR

## Belt Driven Series M Series

### High Efficiency Airend



The SCR asymmetric rotor profile allows for a broader sealing band between rotors compared to the conventional narrow line style seal in most other air ends and increases efficiency by between 5 - 10%. The use of large rotor diameters allow for high efficiency at low rotational speeds and provide tangible benefits of extended longevity and low noise. Oversized dual, back-to-back taper roller bearings effectively retain the rotor position during all load, unload and starting conditions. Triple lip shaft sealing, combined with an oil recovery system is employed to achieve a leak free design that is immune to dust ingress and oil or air loss.



### German engineered transmission belts

Opti Brand industrial belts, sourced from Germany are reinforced with Kevlar for reduced maintenance and transmission efficiencies up to 98%.



### Designed for safety

SCR machines have mandatory guards, earth grounding straps and sound attenuating cabinets which comply with CE, UL and other safety standards.



## Technical Specification

Model	KW	HP	Capacity(m3/min)	Pressure (BAR)	Dimension (mm)	Weight (KG)	Size
SCR7.5M - 7	5.5	7.5	0.85	7	900*680*970	250	Rc 1/2
SCR7.5M - 8			0.8	8			
SCR7.5M - 10			0.7	10			
SCR7.5M - 12.5			0.6	12.5			
SCR10M - 7	7.5	10	1.1	7	900*680*970	250	Rc 1/2
SCR10M - 8			1	8			
SCR10M - 10			0.9	10			
SCR10M - 12.5			0.8	12.5			
SCR15M - 7	11	15	1.6	7	800*950*1130	380	Rc 3/4
SCR15M - 8			1.5	8			
SCR15M - 10			1.4	10			
SCR15M - 12.5			1.2	12.5			
SCR20M - 7	15	20	2.3	7	800*950*1130	420	Rc 3/4
SCR20M - 8			2.2	8			
SCR20M - 10			1.9	10			
SCR20M -12.5			1.7	12.5			
SCR25M - 7	18.5	25	3.4	7	900*1150*1350	560	Rc1
SCR25M - 8			3	8			
SCR25M - 10			2.7	10			
SCR25M - 12.5			2.4	12.5			
SCR30M - 7	22	30	3.8	7	900*1150*1350	580	Rc1
SCR30M - 8			3.5	8			
SCR30M - 10			3.2	10			
SCR30M - 12.5			2.8	12.5			
SCR40M - 7	30	40	5.1	7	900*1150*1350	640	Rc1
SCR40M - 8			5	8			
SCR40M - 10			4.2	10			
SCR40M - 12.5			3.7	12.5			
SCR50M - 7	37	50	6.5	7	1000*1300*1470	800	Rc1 1/2
SCR50M - 8			6.2	8			
SCR50M - 10			5.7	10			
SCR50M -12.5			5.1	12.5			
SCR60M - 7	45	60	7.7	7	1000*1300*1470	920	Rc1 1/2
SCR60M - 8			7.5	8			
SCR60M - 10			6.8	10			
SCR60M - 12.5			6	12.5			
SCR75M - 7	55	75	10.4	7	1600*1350*1700	1540	Rc2
SCR75M - 8			9.4	8			
SCR75M - 10			8.4	10			
SCR75M - 12.5			7.8	12.5			
SCR100M - 7	75	100	13.3	7	1600*1350*1700	1650	Rc2
SCR100M - 8			13	8			
SCR100M - 10			11.9	10			
SCR100M - 12.5			10	12.5			

#### Note:

- > The capacity is measured as GB3853 standard(equivalent to ISO1217 Annex C)
- > Standard voltage is 380V/50HZ/3P, other voltage is available.
- > Alpine/high altitude, high temperature, high humidity, high dust loads or other adverse working conditions will require specialized custom designs. These are available on special request.
- > We reserve the right to make changes and improvements to the design and appearance. Specifications may change without prior notice.

# SCR COMPRESSOR

## Direct Driven Series D Series

### High Efficiency Airend

The SCR asymmetric rotor profile allows for a broader sealing band between rotors compared to the conventional narrow line style seal in most other air ends and increases efficiency by between 5 - 10%.

The use of large rotor diameters allow for high efficiency at low rotational speeds and provide tangible benefits of extended longevity and low noise.

Oversized dual, back-to-back taper roller bearings effectively retain the rotor position during all load, unload and starting conditions.

Triple lip shaft sealing, combined with an oil recovery system is employed to achieve a leak free design that is immune to dust ingress and oil or air loss.



### Direct driven design

The D-Range employs a 1:1 direct drive transmission configuration by the motor via a special coupling. This means that the maximum air end rotational speed is limited by the two-pole electric motors running at 2900RPM. This is the most efficient drive solution with the lowest maintenance cost available.



## Technical Specification

Model	KW	HP	Capacity(m3/min)	Pressure (BAR)	Dimension (mm)	Weight (KG)	Size
SCR10D - 7	7.5	10	1.1	7	1053*680*928	250	Rc 1/2
SCR10D - 8			1	8			
SCR20D - 7	15	20	2.4	7	1300*900*1100	530	Rc1
SCR20D - 8			2.3	8			
SCR20D-10			1.9	10			
SCR30D - 7	22	30	3.7	7	1380*850*1160	580	Rc1
SCR30D - 8			3.6	8			
SCR30D-10			3.2	10			
SCR40D - 7	30	40	5.2	7	1600*1000*1360	840	Rc1 1/2
SCR40D - 8			5	8			
SCR50D - 7	37	50	6.2	7	1600*1000*1360	860	Rc1 1/2
SCR50D - 8			6.1	8			
SCR50D - 10			5.6	10			
SCR60D - 7	45	60	7.3	7	1850*1000*1360	950	Rc1 1/2
SCR60D - 8			7.2	8			
SCR60D - 10			6.8	10			
SCR75D - 7	55	75	10.2	7	2150*1350*1500	1720	Rc2
SCR75D - 8			9.9	8			
SCR75D - 10			8.5	10			
SCR100D - 7	75	100	13.3	7	2150*1350*1500	1860	Rc2
SCR100D - 8			13	8			
SCR100D - 10			11.8	10			

#### Note:

- > Water cooling is available as an option for SCR50D~SCR100D
- > The capacity is measured as GB3853 standard(equivalent to ISO1217 Annex C)
- > Standard voltage is 380V/50HZ/3P, other voltage is available.
- > Alpine/high altitude, high temperature, high humidity, high dust loads or other adverse working conditions will require specialized custom designs. These are available on special request.
- > We reserve the right to make changes and improvements to the design and appearance. Specifications may change without prior notice.

# SCR COMPRESSOR

## ▶ Large Power II Series

### Multi Safety protection

SCR exclusively use Siemens control gear for their key components to ensure that the compressor runs smoothly and stably. All round safety protection features include over pressure, temperature, current and motor temperature protection.



### High quality German centrifugal fans

The latest range of centrifugal fans from Rosenberg are used giving high output flows and stable air pressures. The Rosenberg fans ensure adequate compressor cooling on even the largest of compressors.



### High Quality Air Filter System

The Donaldson air filter adopts a nano coating on the filter surface with an innovative filter construction. The filter has a low pressure drop which reduces energy consumption. Compared with traditional filters it has a higher dust capacity and lower flow resistance.



## Technical Specification

Model	KW	HP	Capacity(m3/min)	Pressure (BAR)	Dimension (mm)	Weight (KG)	Size
SCR125II - 7	90	125	16.5	7	2460*1620*1692	2560	DN65
SCR125II - 8			16	8			
SCR125II - 10			14.5	10			
SCR125II - 12.5			12.5	12.5			
SCR150II - 7	110	150	20.3	7	2460*1620*1692	2650	DN65
SCR150II - 8			20	8			
SCR150II - 10			17.5	10			
SCR150II - 12.5			15.6	12.5			
SCR180II - 7	132	180	24.5	7	2700*1750*1850	3100	DN65
SCR180II - 8			24	8			
SCR180II - 10			21	10			
SCR180II - 12.5			18	12.5			
SCR220II - 7	160	220	29	7	2700*1750*1850	3200	DN65
SCR220II - 8			28.3	8			
SCR220II - 10			24	10			
SCR220II - 12.5			21.5	12.5			
SCR250II - 7	185	250	32.5	7	2700*1820*1850	3450	DN80
SCR250II - 8			31.6	8			
SCR250II - 10			28.3	10			
SCR250II - 12.5			24.5	12.5			
SCR270II - 7	200	270	35.1	7	2700*1820*1850	3640	DN80
SCR270II - 8			34.5	8			
SCR270II - 10			30.8	10			
SCR270II - 12.5			27.8	12.5			

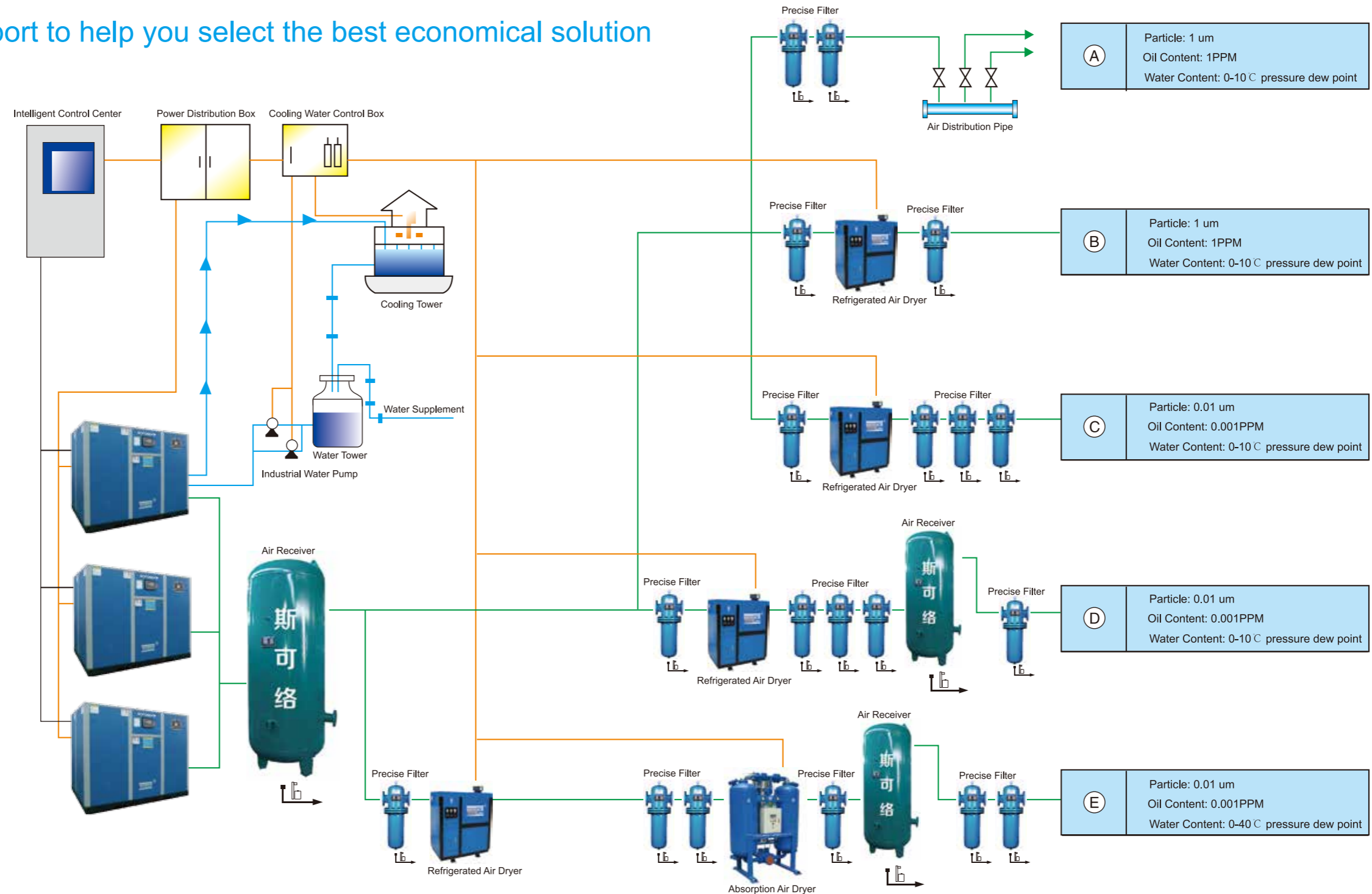
#### Note:

- > Water cooling is available as an option for SCR50D-SCR100D
- > The capacity is measured as GB3853 standard(equivalent to ISO1217 Annex C)
- > Standard voltage is 380V/50HZ/3P, other voltage is available.
- > Alpine/high altitude, high temperature, high humidity, high dust loads or other adverse working conditions will require specialized custom designs. These are available on special request.
- > We reserve the right to make changes and improvements to the design and appearance. Specifications may change without prior notice.

# Compressed air system expert



Professional technical support to help you select the best economical solution





# Global distribution partners



# Global Customer Reference List

