



注就精彩 塑造未来

CREATE EXCELLENCE
SHAPE FUTURE



宁波甬华塑料机械制造有限公司
NINGBO YONGHUA PLASTIC MACHINERY MANUFACTURING CO.,LTD

浙江省宁波市海曙区石碶街道横涨村朱韩工业区1号
NO.1 Zhuhan Industrial Zone, Hengzhang Village, Shiqi Street, Haishu District
Ningbo, Zhejiang, CHINA

0574-8821 7538 / 8820 9885

0574-8821 7658 / 8821 4801

tongyong@tongyongsuji.com

www.yonghuazhusuji.com





关于甬华

ABOUT
YONGHUA



公司成立于1985年,是专业生产塑料注射成型机的国家高新技术企业,宁波市塑料机械行业协会副会长单位。宁波甬华塑料机械制造有限公司秉承“诚信立身、共赢存远”的发展理念,不仅将世界先进科技融入创新元素,更将具有中国独特创新技术的塑料机械产品推向世界。

目前,公司现有员工500人,固定资产的5亿元,厂区面积150000平方米,引进大批先进的立式,卧式加工中心作为主要加工设备,同时以现代企业管理理念获得ISO9001:2015质量体系认证,并采用精益化生产模式,兼现场6S化管理,确保产品质量的优良。

公司始终把“科技兴厂”作为本厂发展的战略方针,通过科技创新,紧密结合市场需求,研制开发的一系列优质高效的新产品,多次获得省、市科技进步奖和浙江制造体系认证。连续多年跻身中国塑料注射成型机行业15强企业、中国塑料机械制造行业30强综合实力企业。

客户的追求,正是我们一直努力的目标。我们将一如既往地为客户提供优质的产品和服务。我们真诚欢迎中外客商前来洽谈业务,开展合作,携手并进,共创辉煌的未来。

Founded in 1985, the company is a national high-tech enterprise specializing in the production of plastic injection molding machines, ningbo Plastic machinery Industry Association vice president unit. Ningbo Yonghua Plastic machinery Manufacturing Co.,Ltd. adheres to the development concept of “integrity, win-win and far”, which not only integrates the world’s advanced science and technology into the innovative elements, but also introduces the plastic machinery products with China’s unique innovative technology to the world.

At present, the company existing staff 500 people, fixed assets of 500 million yuan, plant area of 150000 square meters. Meanwhile, it introduced a large number of advanced vertical and horizontal machining center as the main processing equipments; based on the modernized management concept, it obtained ISO9001:2015 Quality System Authentication; besides, it adopted lean production line and 6S management to guarantee excellent and stable product quality.

The company always takes “science and technology prospers the factory” as the strategic policy of the development of the factory. Through scientific and technological innovation, closely combined with the market demand, a series of high quality and efficient new products have been developed and won the provincial and municipal science and technology progress award and zhejiang manufacturing system certification for many times. It has been one of the top 15 enterprises in China’s plastic injection molding machine industry and the top 30 comprehensive strength enterprises in China’s plastic machinery manufacturing industry for many years.

The pursuit of customers is exactly what we have been working hard for. We will continue to provide customers with quality products and services. We sincerely welcome Chinese and foreign businessmen to come to discuss business, carry out cooperation, go forward hand in hand, create a brilliant future.



500+ 150,000m²

国家高新技术企业
National High-tech Enterprise





生产车间

PRODUCTION
WORKSHOP



一个好产品的出炉必定有一套好技术好设备的支持,为了生产出优质的产品,甬华勇于采用世界上先进的加工设备,敢于利用世界上新的设计理念,哪怕投入再大,甬华都不会一丝一毫的犹豫。设备精良的加工中心车间,完善的塑机研究所,新产品开发中心和专业检测中心,这一切保证了甬华的精益化和创新性设计。

A good product will be supported by a set of good technology and equipment. In order to produce high-quality products, Yonghua has the courage to use the world's advanced processing equipment and the courage to use the world's new design concept. Even if the investment is large, Yonghua will not hesitate a bit. Well-equipped processing center workshop, perfect plastic machine research institute, new product development center and professional testing center, all these ensure Yonghua's lean production and innovative design.



制造部门为了保证产品质量,将分工细到极处,连贯的作业流程,专业的制造经验,高新的生产设备,生产符合客户需要的高品质产品,我们要求每一道工序都做到精益求精。近年来更斥巨资,引进高精度加工设备,再配以加工中心及其它各种切削机床,热处理设备、检测设备和油漆设备,使甬华公司的加工能力、特别是大型、超大型注塑机的制造加工能力以及产品的品质保证能力在行业内达到了较高的水平。

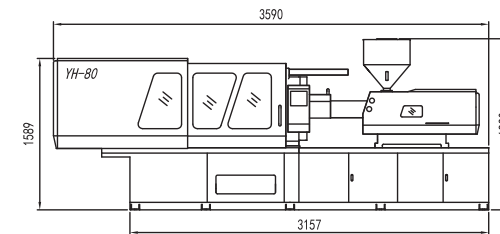
Meticulous division of labour, consecutive processes, professional experience of manufacture and high standard equipment ensure the high quality of the machine. We put stress on every working procedure to meet the requirements of customers for high quality. Recently, we have introduced high precision machining tools, with the equipment of cutting machine tools, heat-treating facilities, check out test sets and panting facilities, the processing ability of YongHua Company, especially for the large and supersized machine reach a high level in plastic machine industry while the quality of the machine is ensured at the same time.



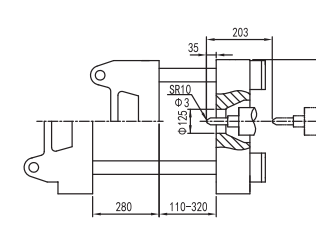
型号 MODEL	YH80			YH98			YH128		
国际标准规格 International specification	200			330			390		
注射部分 Injection Unit	A	B	C	A	B	C	A	B	C
螺杆直径 Screw diameter [mm]	30	32	35	35	38	40	36	40	43
螺杆长径比 Screw ratio [L/D]	22.4	21	19.2	22.8	21	19.95	23.3	21	19.5
理论注射容积 Theoretical injection capacity [cm ³]	95	109	130	152	179	198	179	221	255
注射量(以PS计) Shot weight(PS) [g]	87	99	118	138	163	181	163	201	232
注射量(以PS计) Shot weight(PS) [oz]	3.1	3.5	4.2	4.9	5.8	6.4	5.8	7.1	8.2
最大对空注射速率 Injection rate into Air [g/s]	73	83	99	88	104	116	87	108	125
注射压力 Injection pressure [MPa]	213	188	157	219	186	168	222	180	156
注射行程 Injection stroke [mm]	135			158			176		
最大螺杆转速 Screw speed [r/min]	213			224			224		
喷嘴球径 Sphere diameter of nozzle [mm]	SR10			SR10			SR10		
合模部分 Clamping unit									
锁模力 Clamping force [kN]	800			980			1280		
开模行程 Opening stroke [mm]	280			345			400		
拉杆内间距(宽×高) Space between tie bar(W×H) [mm]	325×310			380×370			410×410		
最小模具尺寸 Min. mould size [mm]	225×215			260×260			300×300		
最小模具厚度 Min. mould height [mm]	110			150			150		
最大模具厚度 Max. mould height [mm]	320			380			450		
模具定位孔直径 Dia of mould location hole [mm]	φ125H7			φ125H7			φ125H7		
顶出行程 Ejector stroke [mm]	80			100			100		
顶出力 Ejector force forward [kN]	45			38			38		
顶出杆数 Number of ejector bar [PC]	1			5			5		
其他 Others									
系统压力 Sys. Pressure [Mpa]	16			16			16		
电机功率 Pump Motor [KW]	9			14			14		
电热功率 Heater power [KW]	5.4			7.6			7.75		
温控区数 Number of temp. control zones	3+1			3+1			3+1		
油箱容量 Oil tank capacity [L]	165			170			200		
机械外形尺寸(长×宽×高) Machine dimensions(L×W×H) [m]	3.59×1.11×1.83			4.33×1.16×1.92			4.57×1.20×2.00		
机器重量(约) Machine weight [Ton]	2.7			3.3			4		

YH80

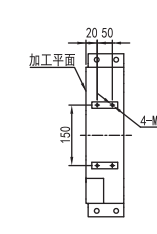
外形尺寸
Dimension of exterior



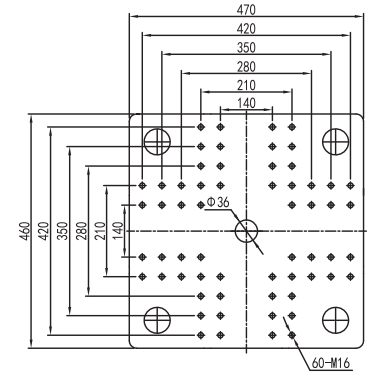
模板侧面尺寸
Mould space dimension



机械手安装尺寸
Robot Installation dimension

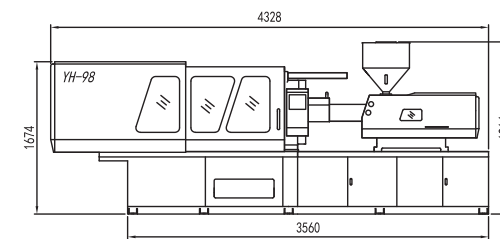


模板尺寸
Dimension of templet

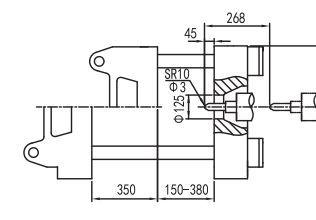


YH98

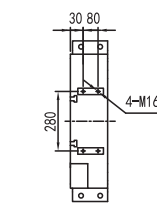
外形尺寸
Dimension of exterior



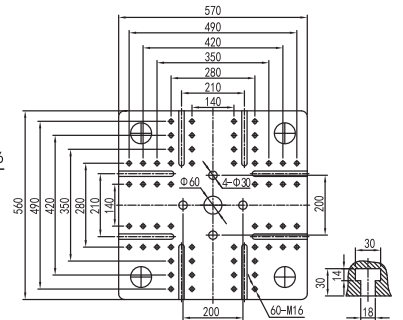
模板侧面尺寸
Mould space dimension



机械手安装尺寸
Robot Installation dimension

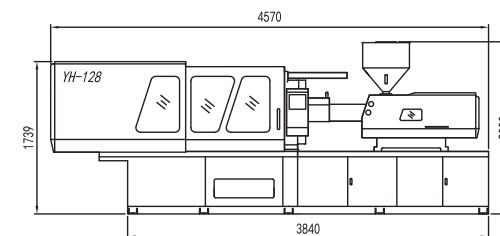


模板尺寸
Dimension of templet

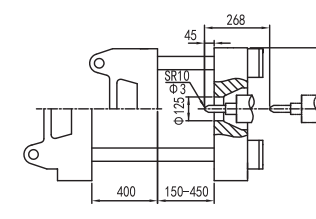


YH128

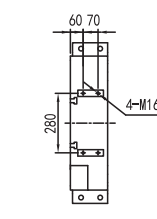
外形尺寸
Dimension of exterior



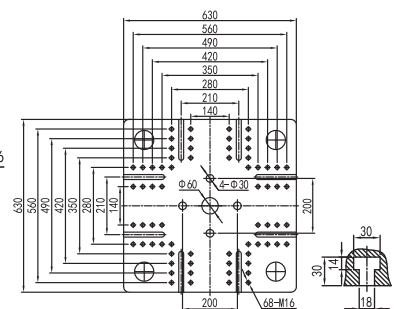
模板侧面尺寸
Mould space dimension



机械手安装尺寸
Robot Installation dimension



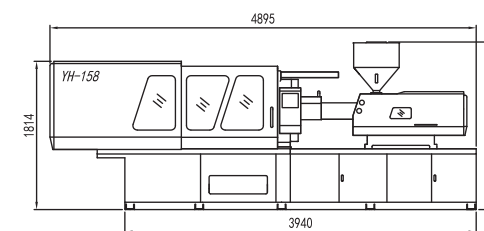
模板尺寸
Dimension of templet



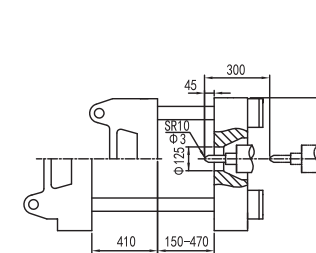
型号 MODEL	YH158			YH178			YH208		
国际标准规格 International specification	510			600			735		
注射部分 Injection Unit	A	B	C	A	B	C	A	B	C
螺杆直径 Screw diameter [mm]	42	45	50	42	45	50	45	50	55
螺杆长径比 Screw ratio [L/D]	22.5	21	18.9	23.8	22.2	20	23.3	21	19.1
理论注射容积 Theoretical injection capacity [cm ³]	263	302	373	291	334	412	350	432	522
注射量(以PS计) Shot weight(PS) [g]	239	275	339	265	304	375	318	393	475
注射量(以PS计) Shot weight(PS) [oz]	8.5	9.7	12.0	9.4	10.7	13.3	11.2	13.9	16.8
最大对空注射速率 Injection rate into Air [g/s]	125	143	177	141	162	200	145	180	217
注射压力 Injection pressure [MPa]	195	169	137	206	180	146	210	170	141
注射行程 Injection stroke [mm]	190			210			220		
最大螺杆转速 Screw speed [r/min]	200			200			180		
喷嘴球径 Sphere diameter of nozzle [mm]	SR10			SR10			SR15		
合模部分 Clamping unit									
锁模力 Clamping force [kN]	1580			1780			2080		
开模行程 Opening stroke [mm]	410			435			485		
拉杆内间距(宽×高) Space between tie bar(W×H) [mm]	440×440			470×470			520×520		
最小模具尺寸 Min. mould size [mm]	310×310			325×325			360×360		
最小模具厚度 Min. mould height [mm]	150			180			200		
最大模具厚度 Max. mould height [mm]	470			520			550		
模具定位孔直径 Dia of mould location hole [mm]	φ125H7			φ125H7			φ160H7		
顶出行程 Ejector stroke [mm]	120			140			140		
顶出力 Ejector force forward [kN]	38			53			70		
顶出杆数 Number of ejector bar [PC]	5			5			9		
其他 Others									
系统压力 Sys. Pressure [Mpa]	16			16			16		
电机功率 Pump Motor [KW]	17.6			18.7			23		
电热功率 Heater power [KW]	10.1			10.5			13.3		
温控区数 Number of temp. control zones	3+1			4+1			4+1		
油箱容量 Oil tank capacity [L]	232			250			300		
机械外形尺寸(长×宽×高) Machine dimensions(L×W×H) [m]	4.90×1.26×2.05			5.17×1.31×2.09			5.58×1.39×2.17		
机器重量(约) Machine weight [Ton]	4.7			5.2			6.4		

YH158

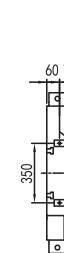
外形尺寸
Dimension of exterior



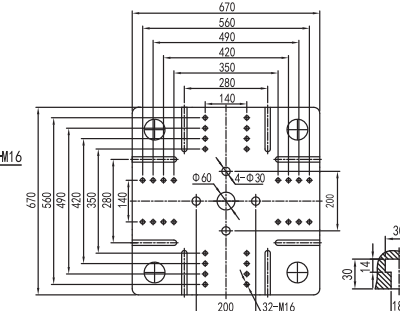
模板侧面尺寸
Mould space dimension



机械手安装尺寸
Robot Installation dimension

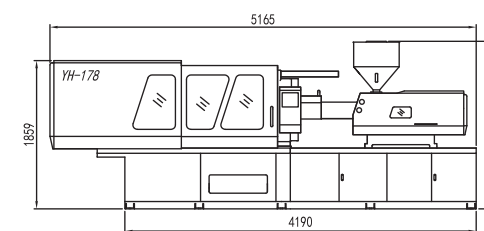


模板尺寸
Dimension of templet

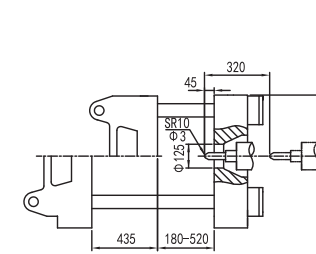


YH178

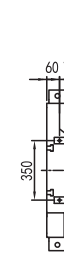
外形尺寸
Dimension of exterior



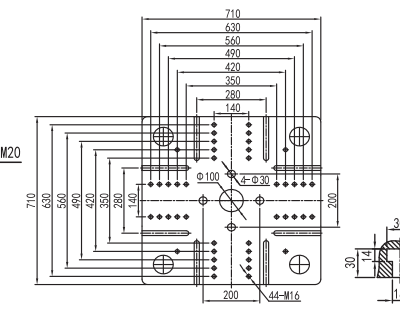
模板侧面尺寸
Mould space dimension



机械手安装尺寸
Robot Installation dimension

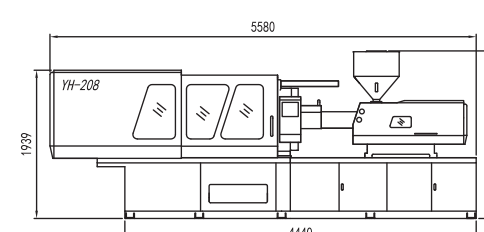


模板尺寸
Dimension of templet

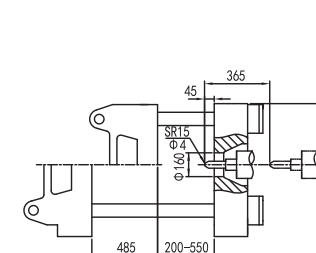


YH208

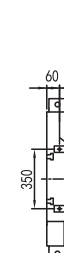
外形尺寸
Dimension of exterior



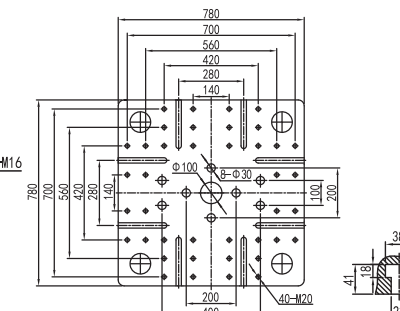
模板侧面尺寸
Mould space dimension



机械手安装尺寸
Robot Installation dimension



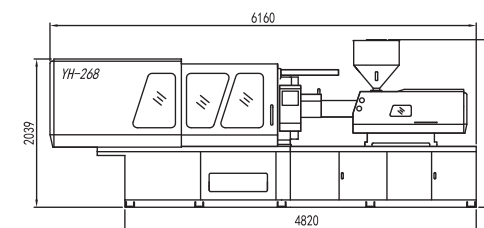
模板尺寸
Dimension of templet



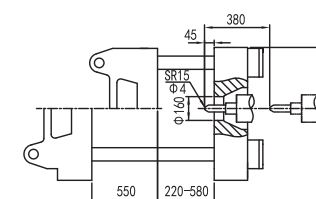
型号 MODEL	YH268			YH308			YH358		
国际标准规格 International specification	1230			1420			1615		
注射部分 Injection Unit	A	B	C	A	B	C	A	B	C
螺杆直径 Screw diameter [mm]	55	60	64	55	60	64	60	65	70
螺杆长径比 Screw ratio [L/D]	22.9	21	19.7	22.9	21	19.7	22.8	21	19.5
理论注射容积 Theoretical injection capacity [cm ³]	641	763	868	648	771	878	814	955	1108
注射量(以PS计) Shot weight(PS) [g]	583	694	790	590	702	799	741	869	1008
注射量(以PS计) Shot weight(PS) [oz]	20.6	24.5	27.9	20.8	24.8	28.2	26.2	30.7	35.6
最大对空注射速率 Injection rate into Air [g/s]	190	226	257	211	251	285	245	287	333
注射压力 Injection pressure [MPa]	193	162	143	219	184	162	198	169	146
注射行程 Injection stroke [mm]	270			273			288		
最大螺杆转速 Screw speed [r/min]	189			238			167		
喷嘴球径 Sphere diameter of nozzle [mm]	SR15			SR15			SR15		
合模部分 Clamping unit									
锁模力 Clamping force [kN]	2680			3080			3580		
开模行程 Opening stroke [mm]	550			600			660		
拉杆内间距(宽×高) Space between tie bar(W×H) [mm]	580×580			680×630			730×680		
最小模具尺寸 Min. mould size [mm]	420×420			475×440			510×475		
最小模具厚度 Min. mould height [mm]	220			230			250		
最大模具厚度 Max. mould height [mm]	580			650			700		
模具定位孔直径 Dia of mould location hole [mm]	φ160H7			φ160H7			φ160H7		
顶出行程 Ejector stroke [mm]	150			170			180		
顶出力 Ejector force forward [kN]	70			70			70		
顶出杆数 Number of ejector bar [PC]	9			13			13		
其他 Others									
系统压力 Sys. Pressure [Mpa]	16			16			16		
电机功率 Pump Motor [KW]	23			40.9			40.9		
电热功率 Heater power [KW]	16.9			19.6			18.6		
温控区数 Number of temp. control zones	4+1			4+1			4+1		
油箱容量 Oil tank capacity [L]	400			600			640		
机械外形尺寸(长×宽×高) Machine dimensions(L×W×H) [m]	6.16×1.47×2.26			6.32×2.03×2.16			6.64×2.09×2.30		
机器重量(约) Machine weight [Ton]	7.5			11			12.7		

YH268

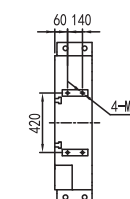
外形尺寸
Dimension of exterior



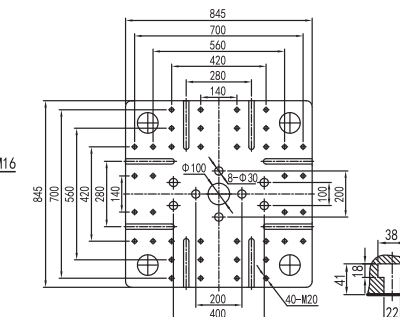
模板侧面尺寸
Mould space dimension



机械手安装尺寸
Robot Installation dimension

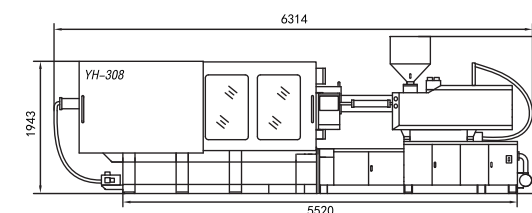


模板尺寸
Dimension of templet

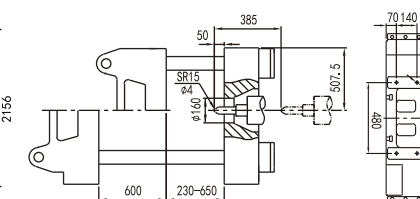


YH308

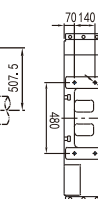
外形尺寸
Dimension of exterior



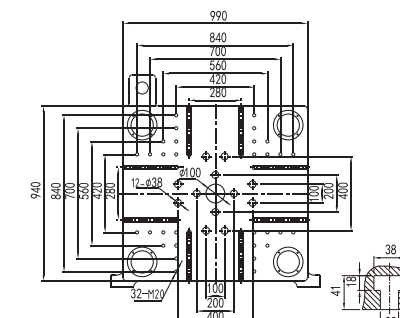
模板侧面尺寸
Mould space dimension



机械手安装尺寸
Robot Installation dimension

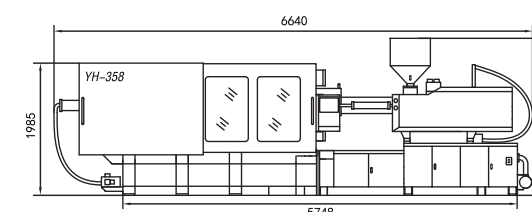


模板尺寸
Dimension of templet

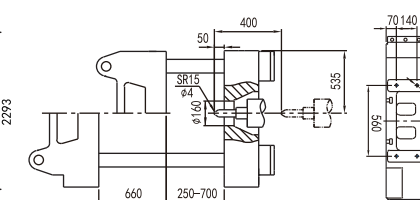


YH358

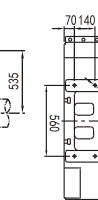
外形尺寸
Dimension of exterior



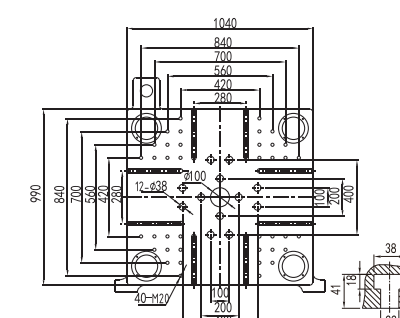
模板侧面尺寸
Mould space dimension



机械手安装尺寸
Robot Installation dimension



模板尺寸
Dimension of templet

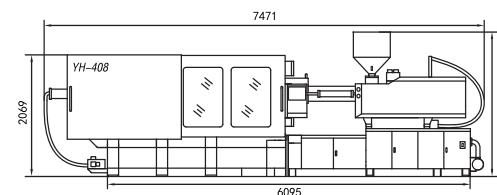


型号 MODEL	YH408			YH488			YH568		
国际标准规格 International specification	2650			3350			4100		
注射部分 Injection Unit	A	B	C	A	B	C	A	B	C
螺杆直径 Screw diameter [mm]	70	75	80	75	80	85	80	85	90
螺杆长径比 Screw ratio [L/D]	22.5	21	19.7	22.4	21	10.8	22.3	21	19.8
理论注射容积 Theoretical injection capacity [cm ³]	1335	1532	1743	1722	1959	2212	2185	2467	2766
注射量(以PS计) Shot weight(PS) [g]	1215	1394	1586	1567	1783	2013	1989	2245	2517
注射量(以PS计) Shot weight(PS) [oz]	42.9	49.3	56.1	55.4	63.0	71.1	70.3	79.3	88.9
最大对空注射速率 Injection rate into Air [g/s]	305	350	398	397	452	510	412	465	521
注射压力 Injection pressure [MPa]	199	173	152	196	172	152	189	167	149
注射行程 Injection stroke [mm]	347			390			435		
最大螺杆转速 Screw speed [r/min]	179			178			160		
喷嘴球径 Sphere diameter of nozzle [mm]	SR15			SR15			SR15		
合模部分 Clamping unit									
锁模力 Clamping force [kN]	4080			4880			5680		
开模行程 Opening stroke [mm]	730			800			850		
拉杆内间距(宽×高) Space between tie bar(W×H) [mm]	780×730			830×780			880×830		
最小模具尺寸 Min. mould size [mm]	545×510			580×545			615×580		
最小模具厚度 Min. mould height [mm]	250			320			350		
最大模具厚度 Max. mould height [mm]	780			800			850		
模具定位孔直径 Dia of mould location hole [mm]	φ160H7			φ200H7			φ200H7		
顶出行程 Ejector stroke [mm]	200			220			240		
顶出力 Ejector force forward [kN]	110			110			158		
顶出杆数 Number of ejector bar [PC]	13			13			17		
其他 Others									
系统压力 Sys. Pressure [Mpa]	16			16			16		
电机功率 Pump Motor [KW]	50.7			26.7+26.7			26.7+26.7		
电热功率 Heater power [KW]	26			31			34.6		
温控区数 Number of temp. control zones	4+1			4+1			4+1		
油箱容量 Oil tank capacity [L]	720			850			950		
机械外形尺寸(长×宽×高) Machine dimensions(L×W×H) [m]	7.48×2.17×2.38			8.11×2.18×2.58			8.81×2.26×2.77		
机器重量(约) Machine weight [Ton]	15.2			18.9			21.7		

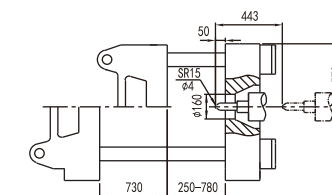
注意: 本公司具有随时更改型号、参数、规格、配置、颜色的权利, 恕不另行通知。
Attention: Our company reserves the right of changing model, parameter, specification, configuration and color without prior notice.

YH408

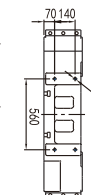
外形尺寸
Dimension of exterior



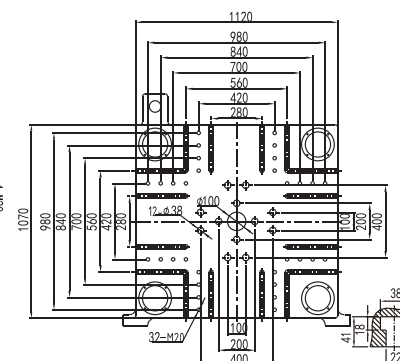
模板侧面尺寸
Mould space dimension



机械手安装尺寸
Robot Installation dimension

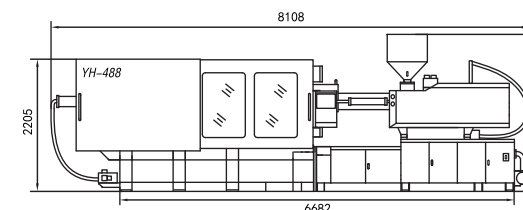


模板尺寸
Dimension of templet

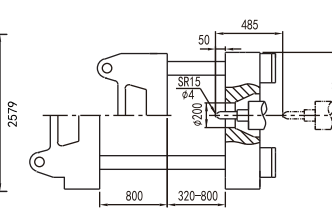


YH488

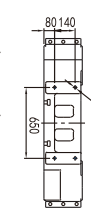
外形尺寸
Dimension of exterior



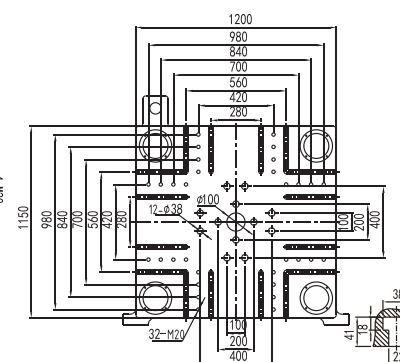
模板侧面尺寸
Mould space dimension



机械手安装尺寸
Robot Installation dimension

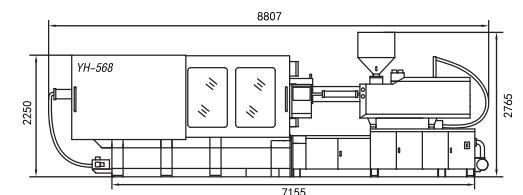


模板尺寸
Dimension of templet

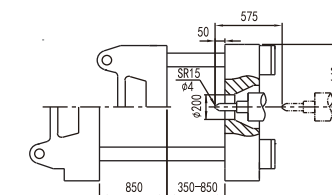


YH568

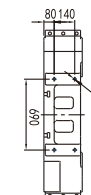
外形尺寸
Dimension of exterior



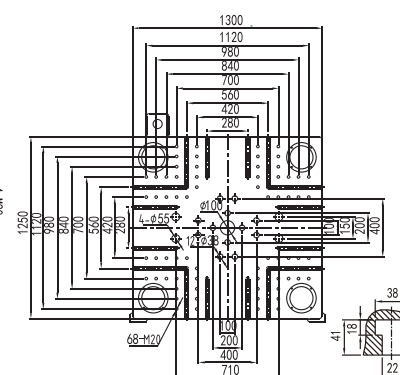
模板侧面尺寸
Mould space dimension



机械手安装尺寸
Robot Installation dimension



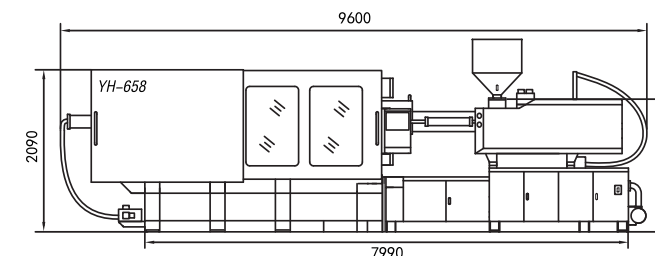
模板尺寸
Dimension of templet



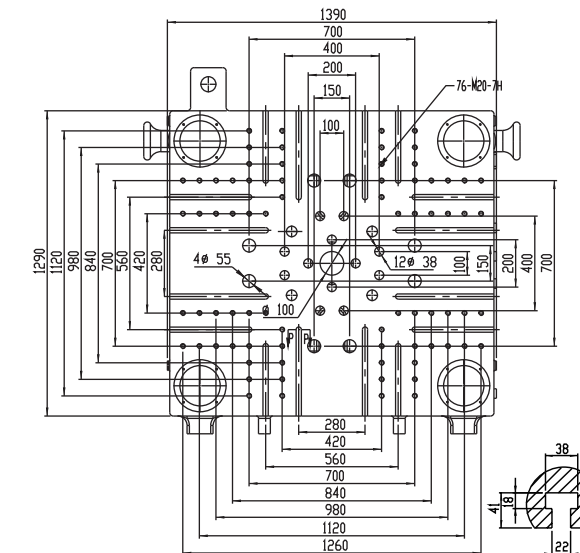
型号 MODEL	YH658				YH788			
国际标准规格 International specification	5300				6000			
注射部分 Injection Unit	A	B	C	D	A	B	C	D
螺杆直径 Screw diameter [mm]	85	90	95	100	90	95	105	110
螺杆长径比 Screw ratio [L/D]	22.2	21	19.9	18.9	23.2	22	19.9	18.9
理论注射容积 Theoretical injection capacity [cm ³]	2637	2957	3294	3650	3052	3401	4154	4559
注射量(以PS计) Shot weight(PS) [g]	2400	2691	2998	3322	2777	3095	3780	4149
注射量(以PS计) Shot weight(PS) [oz]	84.8	95.1	105.9	117.4	98.1	109.3	133.6	146.6
最大对空注射速率 Injection rate into Air [g/s]	527	591	658	729	608	677	827	908
注射压力 Injection pressure [MPa]	202	180	161	146	197	176	144	132
注射行程 Injection stroke [mm]	465				480			
最大螺杆转速 Screw speed [r/min]	143				129			
喷嘴球径 Sphere diameter of nozzle [mm]	SR20				SR20			
合模部分 Clamping unit								
锁模力 Clamping force [kN]	6580				7880			
开模行程 Opening stroke [mm]	930				1030			
拉杆内间距(宽×高) Space between tie bar(W×H) [mm]	960×880				1060×980			
最小模具尺寸 Min. mould size [mm]	670×615				740×685			
最小模具厚度 Min. mould height [mm]	350				400			
最大模具厚度 Max. mould height [mm]	900				1000			
模具定位孔直径 Dia of mould location hole [mm]	φ200H7				φ200H7			
顶出行程 Ejector stroke [mm]	250				280			
顶出力 Ejector force forward [kN]	158				215			
顶出杆数 Number of ejector bar [PC]	21				21			
其他 Others								
系统压力 Sys. Pressure [Mpa]	17.5				17.5			
电机功率 Pump Motor [KW]	40.9+40.9				40.9+50.7			
电热功率 Heater power [KW]	41				45.1			
温控区数 Number of temp. control zones	5+1				5+1			
油箱容量 Oil tank capacity [L]	1000				1100			
机械外形尺寸(长×宽×高) Machine dimensions(L×W×H) [m]	9.80×2.38×2.35				10.60×2.60×3.22			
机器重量(约) Machine weight [Ton]	27				37			

YH658

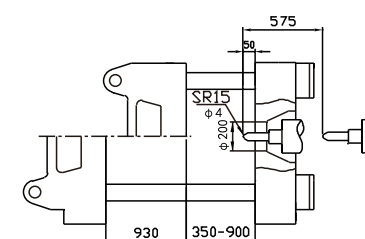
外形尺寸
Dimension of exterior



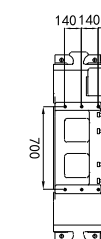
模板尺寸
Dimension of templet



模板侧面尺寸
Mould space dimension

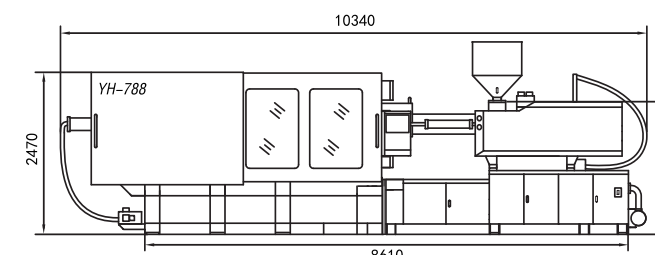


机械手安装尺寸
Robot Installation dimension

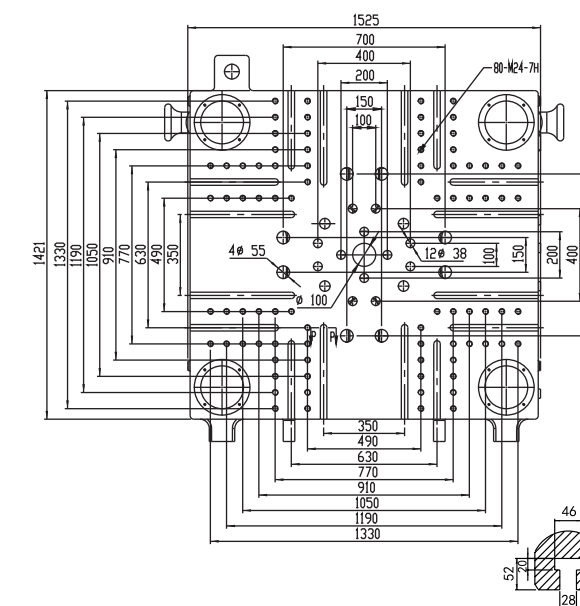


YH788

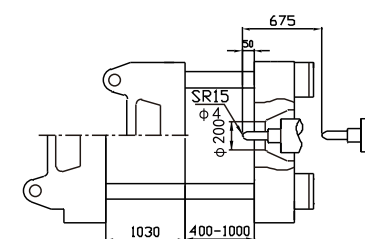
外形尺寸
Dimension of exterior



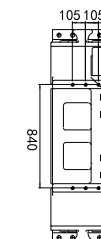
模板尺寸
Dimension of templet



模板侧面尺寸
Mould space dimension



机械手安装尺寸
Robot Installation dimension



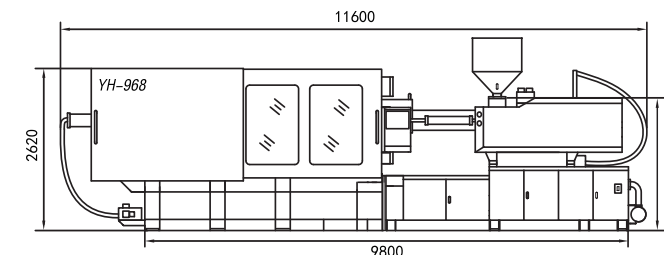
注意: 本公司具有随时更改型号、参数、规格、配置、颜色的权利, 恕不另行通知。
Attention: Our company reserves the right of changing model, parameter, specification, configuration and color without prior notice.

型号 MODEL	YH968				YH1180			
国际标准规格 International specification	6900				9120			
注射部分 Injection Unit	A	B	C	D	A	B	C	D
螺杆直径 Screw diameter	[mm] 90	100	110	120	100	110	120	130
螺杆长径比 Screw ratio	[L/D] 24.4	22	20	18.3	24.2	22	20.2	18.6
理论注射容积 Theoretical injection capacity	[cm ³] 3179	3925	4749	5652	4318	5224	6217	7297
注射量(以PS计) Shot weight(PS)	[g] 2893	3572	4322	5143	3929	4754	5658	6640
注射量(以PS计) Shot weight(PS)	[oz] 102.2	126.2	152.7	181.7	138.8	168.0	199.9	234.6
最大对空注射速率 Injection rate into Air	[g/s] 609	752	910	1083	754	912	1086	1274
注射压力 Injection pressure	[MPa] 218	176	146	123	211	175	147	125
注射行程 Injection stroke	[mm] 500							550
最大螺杆转速 Screw speed	[r/min] 100							111
喷嘴球径 Sphere diameter of nozzle	[mm] SR20							SR20
合模部分 Clamping unit								
锁模力 Clamping force	[kN] 9680							11800
开模行程 Opening stroke	[mm] 1150							1250
拉杆内间距(宽×高) Space between tie bar(W×H)	[mm] 1160×1080							1260×1180
最小模具尺寸 Min. mould size	[mm] 810×755							880×825
最小模具厚度 Min. mould height	[mm] 400							550
最大模具厚度 Max. mould height	[mm] 1100							1250
模具定位孔直径 Dia of mould location hole	[mm] φ200H7							φ250H7
顶出行程 Ejector stroke	[mm] 300							350
顶出力 Ejector force forward	[kN] 215							269
顶出杆数 Number of ejector bar	[PC] 21							29
其他 Others								
系统压力 Sys. Pressure	[Mpa] 17.5							17.5
电机功率 Pump Motor	[KW] 50.7+50.7							40.9+40.9+40.9
电热功率 Heater power	[KW] 55.2							65.5
温控区数 Number of temp. control zones	5+1							5+1
油箱容量 Oil tank capacity	[L] 1250							1450
机械外形尺寸(长×宽×高) Machine dimensions(L×W×H)	[m] 11.60×2.78×3.40							12.50×2.85×3.30
机器重量(约) Machine weight	[Ton] 47							62

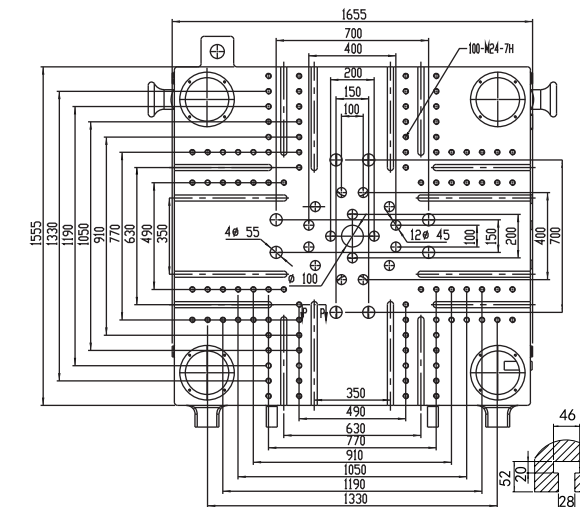
注意: 本公司具有随时更改型号、参数、规格、配置、颜色的权利, 恕不另行通知。
Attention: Our company reserves the right of changing model, parameter, specification, configuration and color without prior notice.

YH968

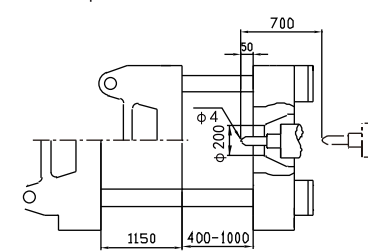
外形尺寸
Dimension of exterior



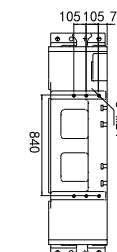
模板尺寸
Dimension of templet



模板侧面尺寸
Mould space dimension

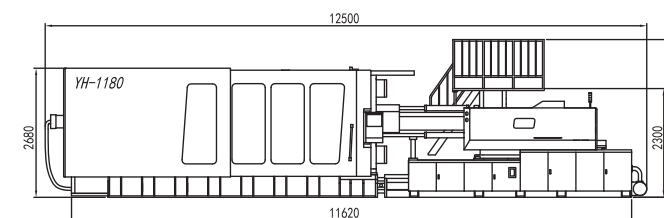


机械手安装尺寸
Robot Installation dimension

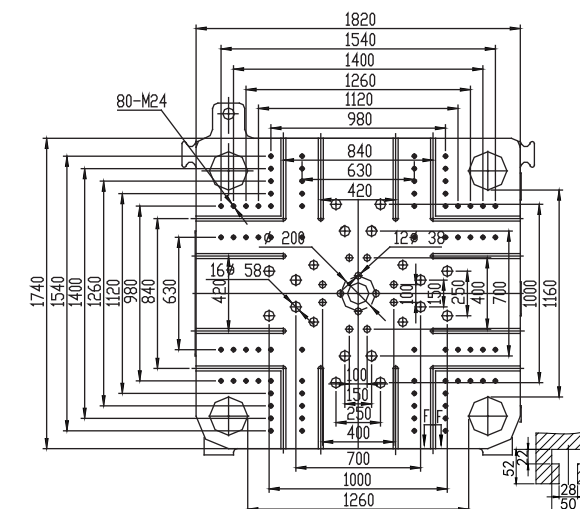


YH1180

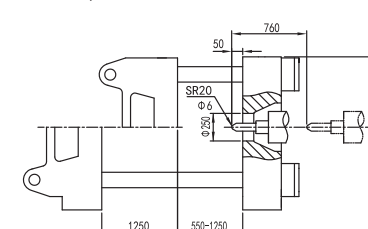
外形尺寸
Dimension of exterior



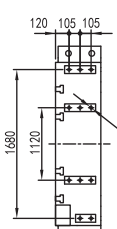
模板尺寸
Dimension of templet



模板侧面尺寸
Mould space dimension



机械手安装尺寸
Robot Installation dimension

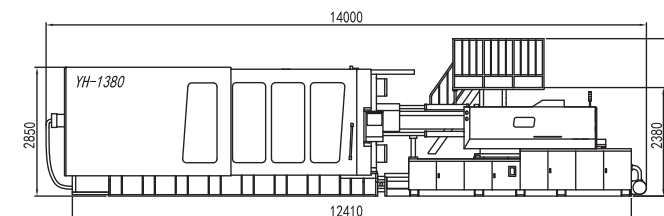


型号 MODEL	YH1380				YH1680			
国际标准规格 International specification	11280				16900			
注射部分 Injection Unit	A	B	C	D	A	B	C	D
螺杆直径 Screw diameter [mm]	110	120	130	140	130	140	150	160
螺杆长径比 Screw ratio [L/D]	24	22	20.3	18.8	23.7	22	20.4	19.3
理论注射容积 Theoretical injection capacity [cm ³]	5699	6782	7960	9232	9154	10616	12187	13866
注射量(以PS计) Shot weight(PS) [g]	5186	6172	7244	8401	8330	9661	11090	12618
注射量(以PS计) Shot weight(PS) [oz]	183.3	218.1	256.0	296.8	294.3	341.4	391.9	445.9
最大对空注射速率 Injection rate into Air [g/s]	938	1116	1310	1519	1148	1332	1529	1739
注射压力 Injection pressure [MPa]	198	166	142	122	185	159	139	122
注射行程 Injection stroke [mm]	600				690			
最大螺杆转速 Screw speed [r/min]	103				98			
喷嘴球径 Sphere diameter of nozzle [mm]	SR20				SR20			
合模部分 Clamping unit								
锁模力 Clamping force [kN]	13800				16800			
开模行程 Opening stroke [mm]	1420				1600			
拉杆内间距(宽×高) Space between tie bar(W×H) [mm]	1360×1280				1560×1480			
最小模具尺寸 Min. mould size [mm]	950×895				1090×1035			
最小模具厚度 Min. mould height [mm]	650				700			
最大模具厚度 Max. mould height [mm]	1400				1600			
模具定位孔直径 Dia of mould location hole [mm]	φ315H7				φ315H7			
顶出行程 Ejector stroke [mm]	350				400			
顶出力 Ejector force forward [kN]	269				350			
顶出杆数 Number of ejector bar [PC]	29				25			
其他 Others								
系统压力 Sys. Pressure [Mpa]	17.5				17.5			
电机功率 Pump Motor [KW]	40.9+50.7+50.7				40.9+40.9+40.9+40.9			
电热功率 Heater power [KW]	77.5				98.4			
温控区数 Number of temp. control zones	5+1				6+1			
油箱容量 Oil tank capacity [L]	1700				2500			
机械外形尺寸(长×宽×高) [m] Machine dimensions(L×W×H)	14.00×2.95×3.38				15.80×3.30×3.60			
机器重量(约) Machine weight [Ton]	75				105			

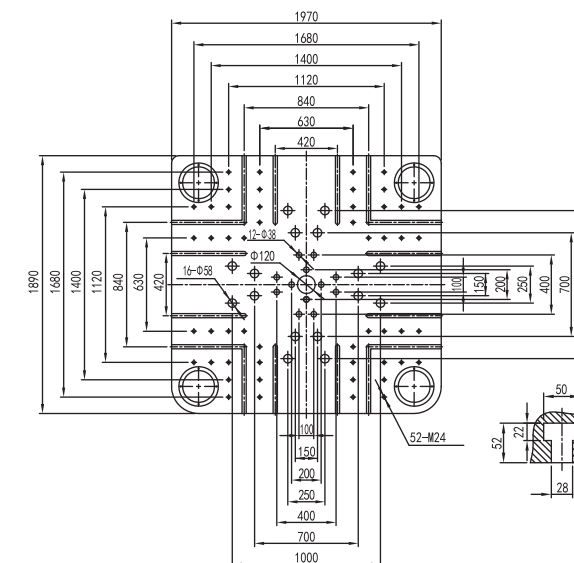
注意: 本公司具有随时更改型号、参数、规格、配置、颜色的权利, 恕不另行通知。
Attention: Our company reserves the right of changing model, parameter, specification, configuration and color without prior notice.

YH1380

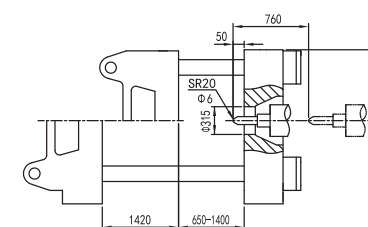
外形尺寸
Dimension of exterior



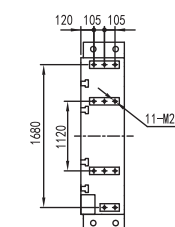
模板尺寸
Dimension of templet



模板侧面尺寸
Mould space dimension

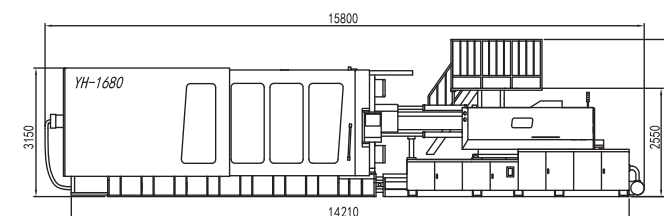


机械手安装尺寸
Robot Installation dimension

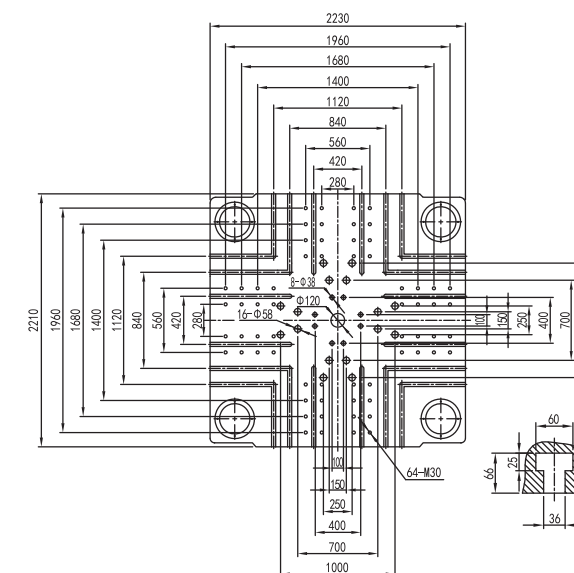


YH1680

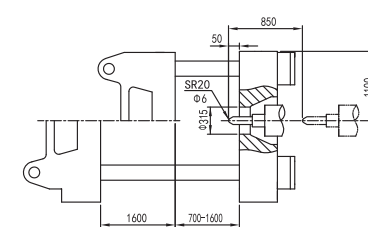
外形尺寸
Dimension of exterior



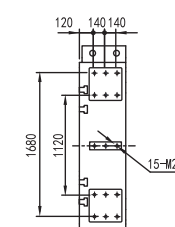
模板尺寸
Dimension of templet



模板侧面尺寸
Mould space dimension



机械手安装尺寸
Robot Installation dimension





甬华YH系列 标准配置功能表

Yonghua YH series
Standard configuration function list

注射配置 Injection allocation

- 双缸平衡式注射机构
Double cylinder balanced injection structure
- 优质氮化钢高效塑化螺杆机筒
High efficiency plasticizing screw barrel of high quality nitride steel
- 定时加热功能, 螺杆防冷启动
Timing heating function, screw anti-cold start
- 优质大扭矩液压马达驱动熔胶
High quality high torque hydraulic motor drive glue
- 螺杆倒索防流涎装置(抽胶/松退/射退)
Screw retraction anti-salivation device (glue extraction/loose retraction/fire retraction)
- 双射移油缸设计, 确保喷嘴接触力均匀和射出控制精度
Double injection shift cylinder design ensures uniform nozzle contact force and injection control accuracy
- 高刚性射座支撑结构, 确保注射机构稳定高效工作
The high rigid pedestal support structure ensures the stable and efficient operation of the injection mechanism
- 喷嘴对中微调装置
Nozzle to center trimming device
- 高精度电子尺控制射胶行程
High precision electronic ruler controls the shooting stroke
- 六段注射、五段保压、四段储料压力, 速度可调节
Six stages of injection, five stages of pressure, four stages of material storage pressure, speed can be adjusted
- 螺杆转速检测装置
Screw speed measuring device
- 自动清料功能
Automatic cleaning the barrel function
- 标准配置射台集中润滑
Centrally lubricated with station as standard
- 788T及以上配上料平台
788T and above with feeding platform
- 658T及以上配料筒支撑机构
658T and above batching cylinder supporting structure
- 射台防滑板
Fire board anti skateboard
- 标配喷嘴防护罩
Standard nozzle protection cover

锁模配置 Clamping configuration

- 五支点斜排双曲肘
Five fulcrum oblique double toggle
- 夹板联体结构尾板
Conjoined structure of clamping plate and end board
- 高精度低压保护模具功能
High precision low pressure protection die function
- 液压马达驱动自动齿轮调模
Hydraulic motor drives automatic gear die setting
- 可调式移动模板支撑结构, 减少拉杆承载变形, 动模板移动高硬度钢带
Adjustable movable formwork supporting structure reduces the bearing deformation of tie rod, and the movable formwork moves high hardness steel belt
- 自动检知容积式集中稀油润滑系统
Self-detector volumetric centralized lubrication system
- 标配机械、电气二重安全保护装置
(308-968配置液压安全保护装置/
1180-2880配置CE液压安全阀)
Standard mechanical and electrical double safety protection devices
(308-968 with hydraulic safety protection /1180-2880 with CE hydraulic relief valve)
- 自动安全门控制(658T及以上, 标配电动门)
Automatic safety door control (658T and above, standard with electric door)
- 开合模、顶出动作采用高精度电子尺控制
The operation of opening and closing ejection are controlled by high-precision electronic ruler
- 多种顶出模式可选, 压力、速度分别设定
Multiple ejection modes are available, with pressure and speed setting respectively
- 开合模五段速度、压力可调节
Five process in mold opening and closing adjustable pressure

液压配置 Hydraulic configuration

- 高效伺服节能系统
High efficiency servo energy saving system
- 油温检测, 油温偏差自动报警
Oil temperature detection, oil temperature deviation automatic alarm
- 电机过载保护功能
Motor overload protection function
- 308及以下配网式吸油过滤器,
358T及以上配自封式吸油过滤器/滤芯阻塞报警功能
308T and above are equipped with self-sealing oil absorption filter/
358T and above are equipped with self sealing oil suction filter /
filter element blocking alarm function
- 液压抽芯配置: 178T-268T标配一组、
308T及以上标配二组
1180T及以上标配定模一组动模二组
Hydraulic core pulling configuration: 178T-268T standard with one set,
308T and above standard with two sets
1180T or above with standard fixed mode one set of moving mode two sets
- 968T及以上标配旁路过滤器
968T and above standard bypass filter
- 模具冷却水排(包含一组料管冷却):
80T四组、98T-268T六组、
308T-408T八组、488T-1680T十组。
Mold cooling water drain (including one set of cylinder cooling):
four groups of 80T, six groups of 98T-268T,
eight groups of 308T-408T, and ten groups of 488T-1680T.

电控配置 Electric control configuration

- 高响应注塑机专用控制电脑
High response injection molding machine special control computer
- 智能SPC质量管理
Intelligent SPC quality management
- 支持多种语言
Support for multiple languages
- 液晶彩色面板、机器操作实时动画显示
LCD color screen, real-time animation display of machine operation
- 简易机械手电气接口
Simple robot electrical interface
- 参数资料保护锁
Parameter data protection lock
- PID温度自动控制, 实现料筒温度的自我校正
PID temperature automatic control, to achieve the barrel temperature self-correction
- USB接口, 可方便进行面板程序更新和模具参数备份
USB interface for easy panel program update and mold parameter backup
- 具备停机记忆功能, 可随机存储100组模具资料
With stop memory function, can store 100 sets of mold data randomly
- 100组异常警报及100组修改记录存储
100 sets of exception alerts and 100 sets of change record stores
- 多级密码保护, 可依不同授权等级更改设定, 防止错误修改成型参数
Multi-level password protection, can be set according to different authorization levels, to prevent error modification of molding parameters
- 308T以下配置落料口检出电眼
Below 308T is equipped with blanking port detection electric sensor
- 标准配置前后门急停按钮
Front and rear door emergency stop switch as standard
- 备用航空插座(5芯是三相380V): 268T以下: 5芯16A×3组、
308T-408T: 5芯32A×1组+5芯16A×2组、
488T-568T: 5芯32A×2组+5芯16A×2组、
488T-968T: 5芯32A×3组
Spare aviation sockets (5-core are three-phase 380V): below 268T: 5-core 16A×3
308T-408T: 5-core 32A×1 group + 5-core 16A×2,
488T-568T: 5-core 32A×2 + 5-core 16A×2,
488T-968T: 5-core 32A×3

选用配置 Choose the configuration

- 特殊原料专用螺杆料筒
Special screw barrel for special raw materials
- 开锁模/注射比例阀控制
Mode opening/injection proportional valve control
- 欧规12/67机械手电气接口
Euro map 12/67 robot electrical interface
- 远红外加热装置
Far infrared heating unit
- 数字电表
Digital electric meter
- 加大射出单元
Increased injection element
- 减少射出单元
Reduced injection element
- 开模/熔胶顶出/抽芯/绞牙同步动作装置
Mould opening/glue ejecting/core-pulling/reaming synchronous motion device
- 模具隔热板
Die heat shield
- 高精度旁路过滤器
High precision bypass filter
- 多组抽芯, 多组吹气阀
Multiple sets of core pulling and multiple sets of air blowing valves
- 熔胶比例背压装置(YH80T-268T)
Melt adhesive proportional back pressure device (YH80T-268T)
- 玻璃管流量计
Glass tube flowmeter
- 料筒吹风装置
Drum blower
- 自封式喷嘴(液压/气动)
Self-sealing nozzle (hydraulic/pneumatic)
- 油温冷却电磁水阀
Oil temperature cooling electromagnetic water valve
- 下料口温度控制
Feeding outlet temperature control
- 电动熔胶装置
Electric glue melting device
- 加大容模量
Increase the modulus

其它配置 Other configuration

- 标准颜色
The standard color
- 可调整避震垫
Adjustable shock absorbers
- 附件箱
Accessory box
- 常用工具
Commonly tools
- 易损备件
Vulnerability spare parts